

Home Care after Breast Brachytherapy

Your radiation doctor placed a catheter in your breast for radiation treatment. Please follow these instructions for the next five days.

DO

- Keep catheter area clean and dry.
- Wear a support bra at all times, including while sleeping.

Changing the Dressing

Change the dressing **only** if it becomes soaked with drainage. Otherwise, leave it in place. Your treatment team gave you the items needed to change the dressing.

1. Remove the soiled dressing.
 - Wash your hands with soap and water.
 - Put on clean disposable gloves.
 - Remove the soiled dressing and throw it away.
 - Remove the gloves and throw them away.
 - Wash your hands with soap and water again.
2. Clean the area around the catheter.
 - Put on another clean pair of disposable gloves.
 - Moisten a swab with the antiseptic solution provided.
 - Clean the catheter area in a circular motion starting where the catheter comes out and moving away from it (Figure 1).
 - Let the area dry.
 - Throw the swab away.
3. Apply antibiotic ointment.
 - Get a new, clean swab.
 - Place a small amount of the antibiotic ointment provided on the fresh swab.
 - Put a thin layer of ointment on the skin around where the catheter comes out (Figure 2).
4. Put on a clean dressing.
 - Place one split drain sponge around the catheter tube with the split facing down

(Figure 3). Place a second split drain sponge on top of the first with the split facing up.

- Wrap the abdominal pad provided around the catheter tube for padding.
- Use the tape provided to hold the dressings and padded catheter in place.
- Remove the disposable gloves and throw them away.

DO NOT

- Do not shower. Take sponge baths only.
- Do not remove any caps from the ends of the catheter.

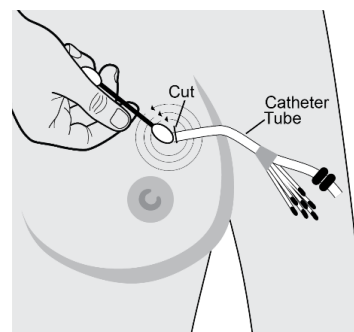


Figure 1

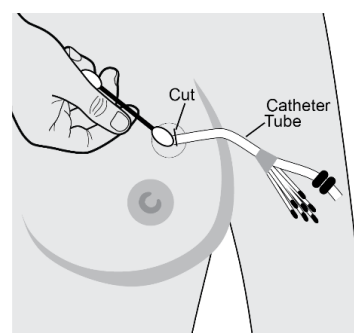


Figure 2

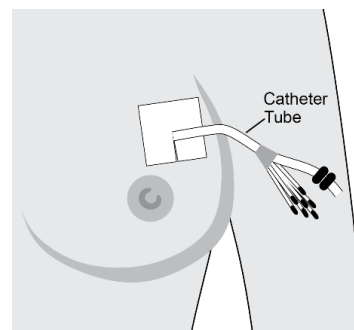


Figure 3